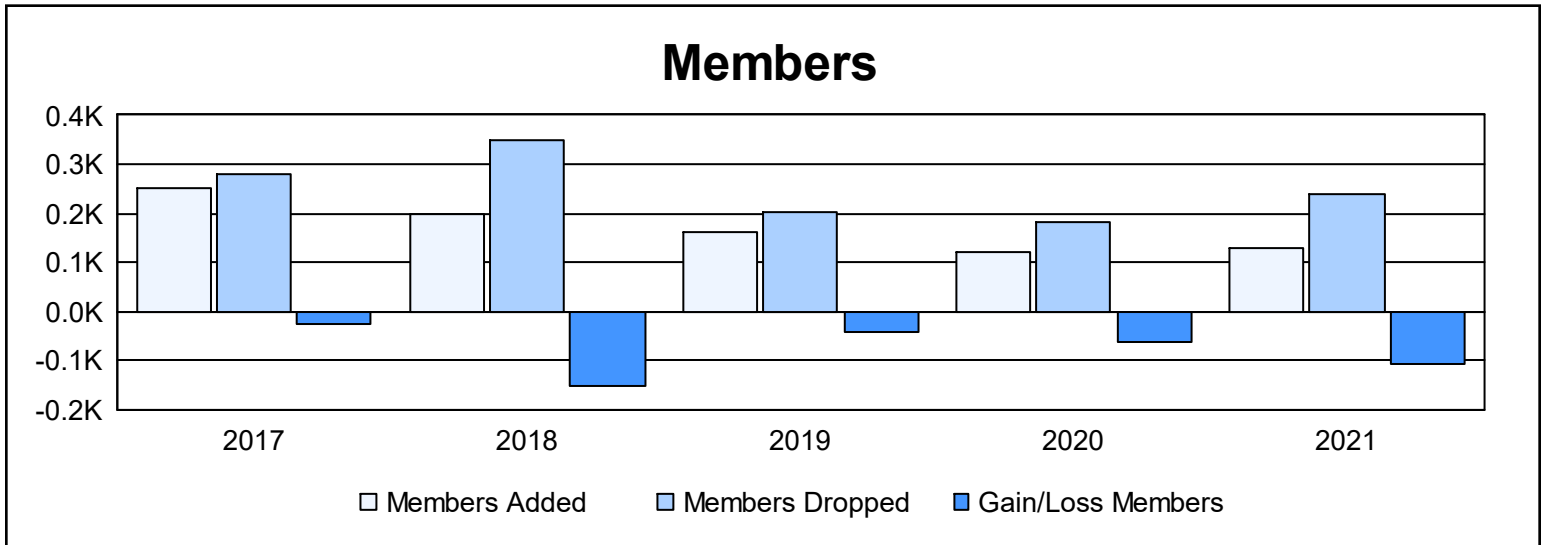
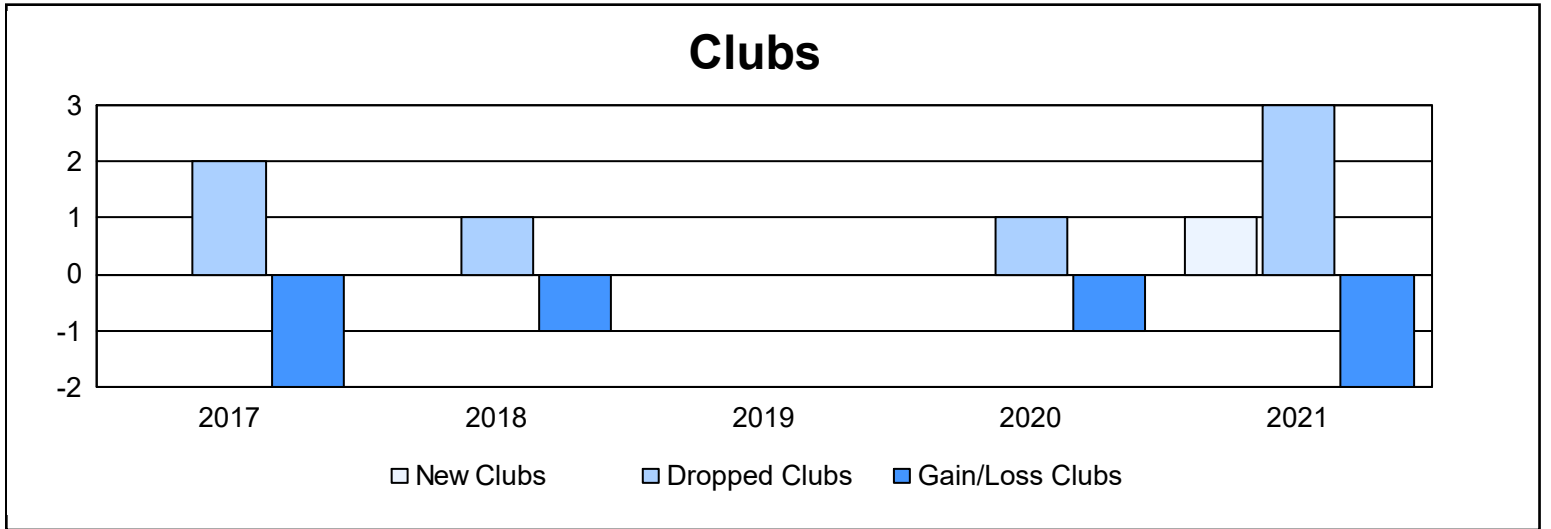
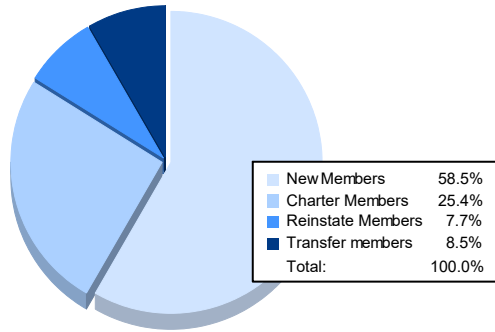


| Year           | New Clubs | Dropped Clubs | Gain/ Loss Clubs | New Members | Charter Members | Reinstate Members | Transfer Members | Total Member Added | Total Members Dropped | Gain/ Loss Members |
|----------------|-----------|---------------|------------------|-------------|-----------------|-------------------|------------------|--------------------|-----------------------|--------------------|
| 2016-2017      | 0         | 2             | -2               | 212         | 7               | 21                | 13               | 253                | 280                   | -27                |
| 2017-2018      | 0         | 1             | -1               | 167         | 1               | 6                 | 23               | 197                | 350                   | -153               |
| 2018-2019      | 0         | 0             | 0                | 144         | 0               | 10                | 7                | 161                | 202                   | -41                |
| 2019-2020      | 0         | 1             | -1               | 105         | 0               | 7                 | 10               | 122                | 183                   | -61                |
| 2020-2021      | 1         | 3             | -2               | 76          | 33              | 10                | 11               | 130                | 238                   | -108               |
| <b>Average</b> | <b>0</b>  | <b>1</b>      | <b>-1</b>        | <b>141</b>  | <b>8</b>        | <b>11</b>         | <b>13</b>        | <b>173</b>         | <b>251</b>            | <b>-78</b>         |



### Membership Composition June 2021 Cumulative



### Gender Composition June 2021 Cumulative

